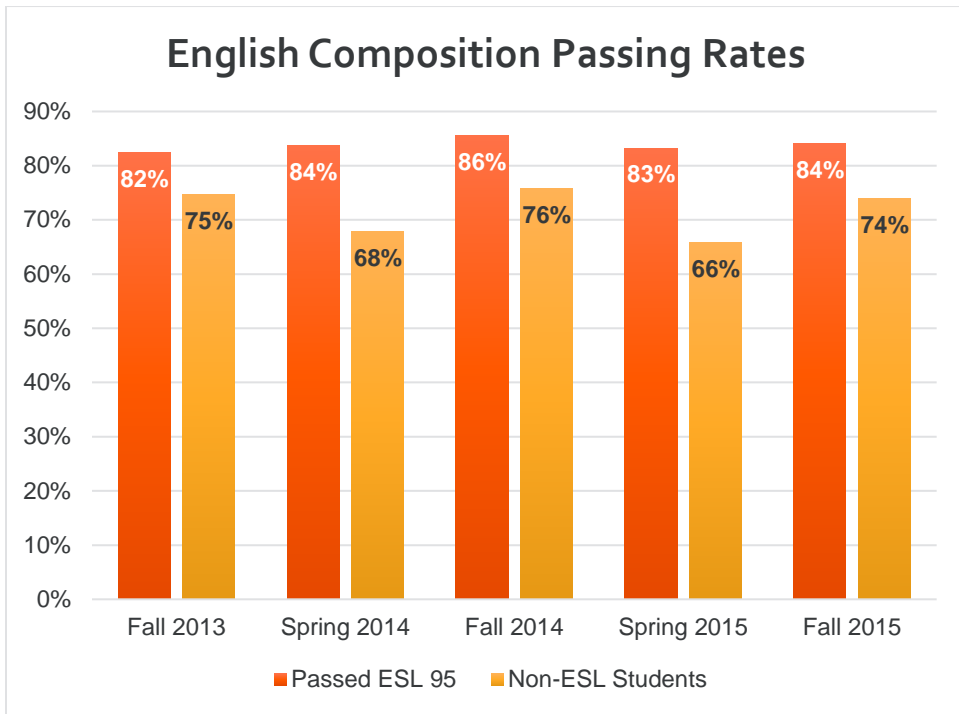




IN THIS ISSUE: COLLEGE READINESS: ESL



BMCC OFFICE OF INSTITUTIONAL EFFECTIVENESS AND ANALYTICS

### College Readiness Series

This is the second in our series focusing on college readiness. This report looks at English as a Second Language (ESL) courses, particularly ESL 95, the course with the largest enrollment and the lowest passing rate.

#### FAST FACTS

56%

Overall passing rate for students in ESL 95 since new policy in spring 2015, up from 38% overall for prior semesters. Pass rates are counted for each time enrolled in the course.

34%

Of ESL 95 students took the course at least twice. This data comes from new fall students 2009-2014 who took ESL classes.

83%

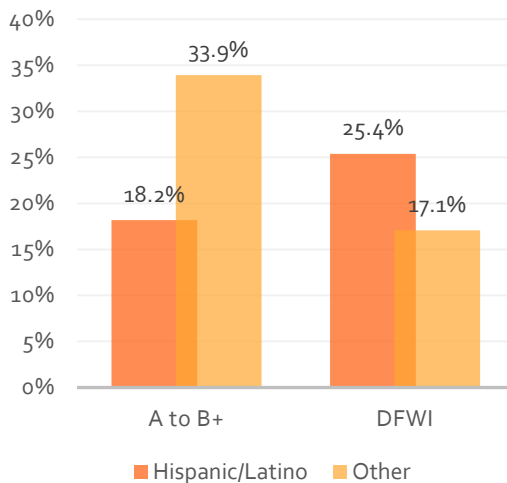
Of ESL 95 students are Permanent Residents or U.S. Citizens. Others include student visa and temporary visa holders and refugee status holders.

## Passing ESL 95 Leads to Success in English Composition

BMCC students who previously had successfully completed the ESL 95 course made up between 3% and 6% of all students in English 101 (between 180 and 250 students) in each of the regular semesters from fall 2013 through fall 2015. They also had greater success in this required freshmen composition course than the larger population of non-ESL students.

Among those who passed ESL 95, about 19% were international students. Of the rest, 36% were identified as Asian or Pacific Islanders, 30% as Hispanic, 18% as Black (non-Hispanic) and 15% as White (non-Hispanic). Not all of these students are equally successful in English 101. ESL students who are identified as Hispanic or Latino were under-represented among those who

### Grade Level Earned in ENG 101 after successfully completing ESL 95



earned top grades (A to B+) in English 101 and over-represented among those who earn the lowest grades (Ds or Fs) or who withdrew or otherwise do not complete the course (DFWI). Notably, almost 10.6% of the Hispanic students officially withdrew from English 101, compared with 6.7% of all other former ESL students in the composition course.

## Difficult to Pass ESL 95

These successful ESL students comprise less than half of the students in their ESL 95 classes. Over 3 academic years from 2013-14 to 2015-16, more than half of those enrolled in ESL 95 did not pass. Few courses are available to students who fail ESL 95, so most will end up repeating the

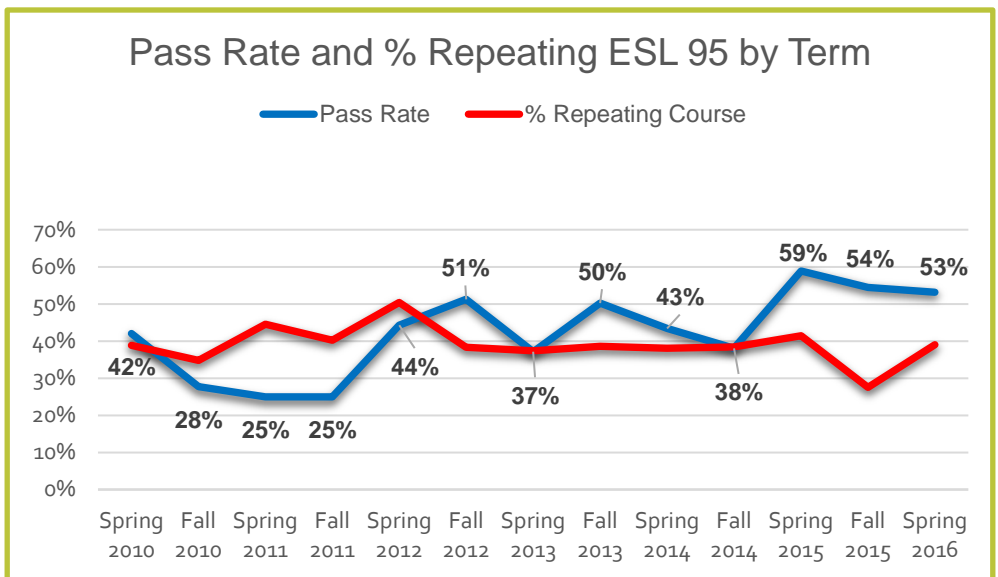
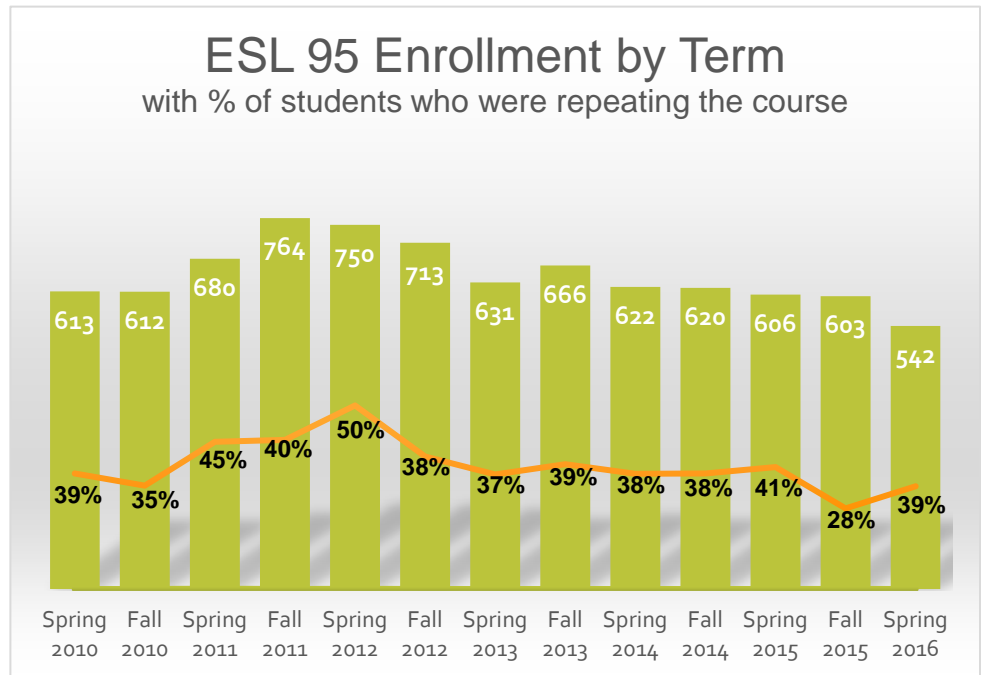
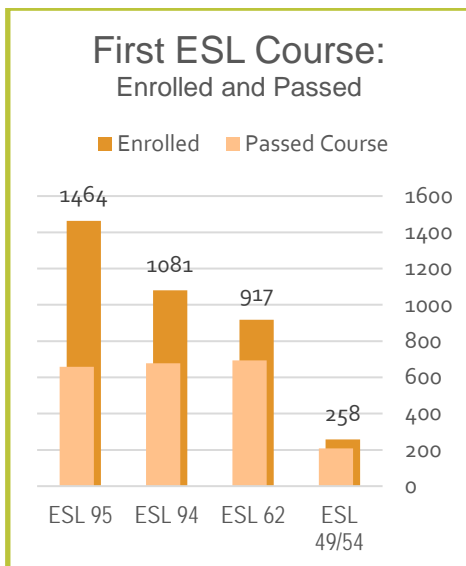
course, sometimes multiple times. Since spring 2010, 28% to 50% of the regular semester enrollment of ESL 95 consisted of students who were repeating the class. With so many repeaters each term, a different approach is needed to understand the progression of individual students from their starting semester at BMCC.

In years when ESL enrollment levels were highest, the proportion of repeaters were also highest. Initiatives in spring 2012 and in spring 2015 seem to have improved the passing rate and somewhat reduced the proportion of those repeating the course.

### New Student Cohorts of ESL Students

New students enrolled from fall 2009 to fall 2014 who took any ESL class were followed through fall 2015. Every ESL class these 3,736 students took was counted for the analysis. The first ESL course for each of these students and the number passing is shown in the chart below. 81% of those in the lowest level 49/54 passed the course and 76% of those in ESL 62 as their first course passed it. Among those starting in ESL 94, 63% passed, but among the biggest group – those in ESL 95 as their first course – only 45% passed the course in that first try.

New students each fall who took ESL courses at BMCC	Fall -2009	594
	Fall -2010	660
	Fall -2011	837
	Fall -2012	649
	Fall -2013	495
	Fall -2014	510



### New Initiatives for ESL 95:

Spring 2012 – Scoring rubrics for the CUNY Writing Assessment Test were reassessed.

Spring 2015 – BMCC provides students with an opportunity to take the exit exam at the mid-term. Those who fail are allowed to re-take the exam at the end of the term.

### FOR MORE INFORMATION

CONTACT: BMCC OFFICE OF INSTITUTIONAL EFFECTIVENESS AND ANALYTICS  
 ins@bmcc.cuny.edu